

CONGRESSIONAL DISTRICT 10

TRADE FACTSHEET



FAST FACTS

\$1.3 billion in merchandise exports¹

\$1.2 billion in manufacturing exports¹

\$598 million in service exports¹

\$793 million in merchandise exports to FTA countries¹

\$2 million export sales supported by the Export-Import Bank²

TRADE FACTSHEET: DISTRICT 10

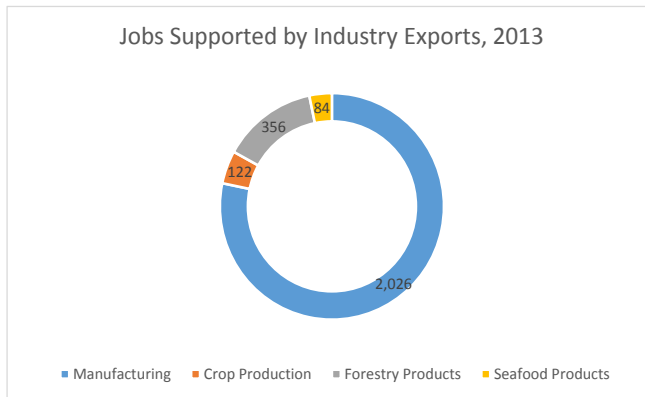
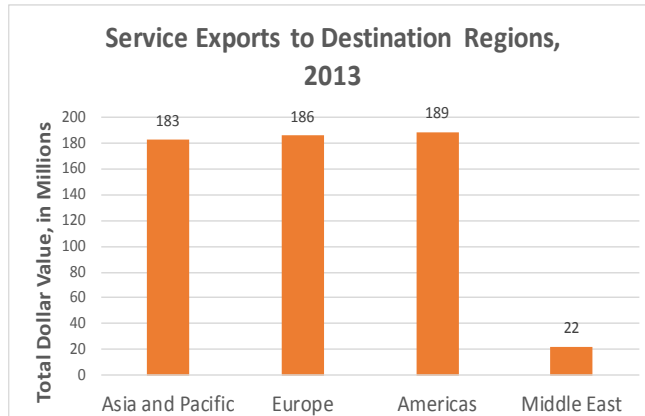
ECONOMIC IMPACT

TRADE IN METROPOLITAN AREAS

The Olympia metropolitan area reported approximately \$282 million in exports in 2014.⁵

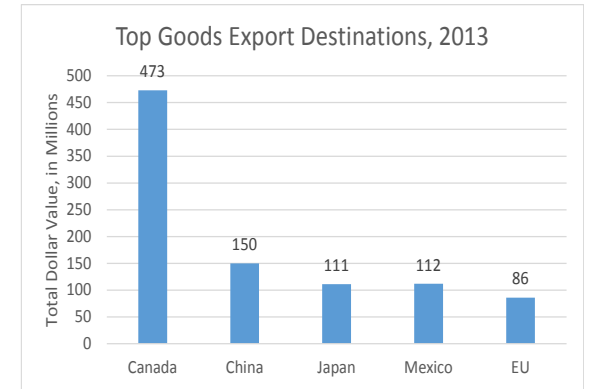
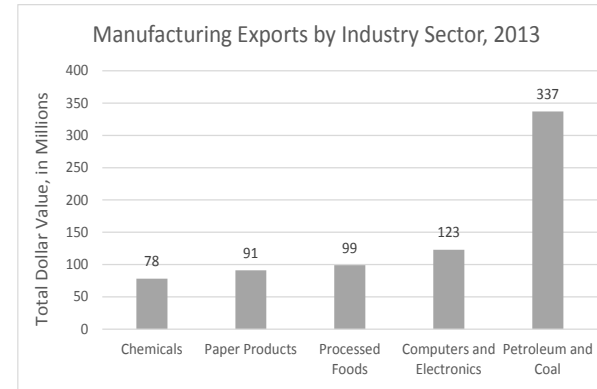
SERVICE EXPORTS

Top service exports from the 10th Congressional District include international tourism, business, professional and technical services, education, financial services, port and freight services, and telecommunication. In 2013, District 10 exported \$598 million in services.¹



INTERNATIONAL VISITORS

The travel industry employs 7,900 people in District 10.⁶ International visitors spend more money in the state and stay longer than domestic travelers. There are various reasons international visitors arrive District 10, from business at the capital to visiting one of the many local parks. In 2014, 927 international students studied in District 10, contributing to an economic impact of over \$28.9 million, a 31.3% increase from the year before.⁷ The amount of international visitors to Washington grew by 32% since 2010.⁸



FORESTRY

Forestry is a major industry in District 10. In 2012, the District exported over \$66 million worth of forestry products. Large forestry companies, including Weyerhaeuser and Pacific Lumber and Shipping, use the Port of Olympia to export their products.

PORT OF OLYMPIA

The Port of Olympia specializes in break-bulk, cargo that cannot be transported by container. Goods are increasingly transported to and from port by rail.

Top exports: logs, fabricated steel, heavy equipment and machinery

Top imports: ceramic proppants, bagged minerals, fabricated steel, heavy equipment, wind energy parts

As of 2014, the port created 4,397 jobs for Washingtonians, including direct, induced and indirect jobs³.



Logs stacked for export to China at Port of Olympia

MANUFACTURING

District 10's largest export is manufactured products, which reached \$1.2 billion in 2013. Manufacturing exports supported 2,026 local jobs¹.

1 U.S. Chamber of Commerce, Trade Supports Jobs, 2013 | 2 Export-Import Bank of the United States, 2010-2013 | 3 Port of Olympia, Economic Impact Study, 2014 | 4 WISER Trade, 2012 | 5 International Trade Administration, MSA-Metropolitan Statistical Area Database, 2014 | 6 US Travel Association, 2014 | 7 NAFSA, 2014 | 8 Seattle Convention and Visitors Bureau, OTTI Report, 2011 | 9 Port of Olympia

CASE STUDY

NURIOM LLC

Located in Olympia, Washington, Nutriom produces high-quality, shelf-stable dehydrated egg products, including OvaEasy egg products. Since their products are so easy to ship and store, exporting has become a large part of their business. Currently Nutriom exports to Mexico, Europe and the Middle East, but they hope to expand to new markets over the next few years. Exports support approximately 10 percent of the company's sales, and they expect that number to continue to grow.



Top Export Industry Sectors	Sample Companies
Food Manufacturing	Nutriom, LLC
Computers and Electronics	McCauley Sound, Inc.
Manufacturing	H20 Jet, Inc., Washington Alloy Corporation, Northwest Door
Crop Production	I E F Corporation
Plastics and Rubber Products	Pexco LLC
Forestry	Weyerhaeuser, Pacific Lumber and Shipping

Washington Council on International Trade
www.wcit.org
@WashingtonTrade
1301 Fifth Avenue, Suite 1500
Seattle, WA 98101

